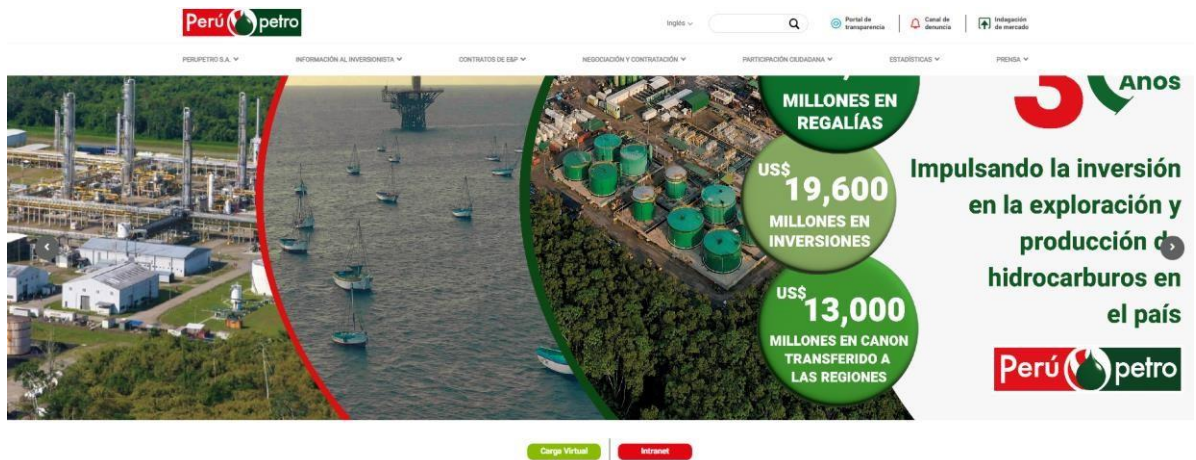
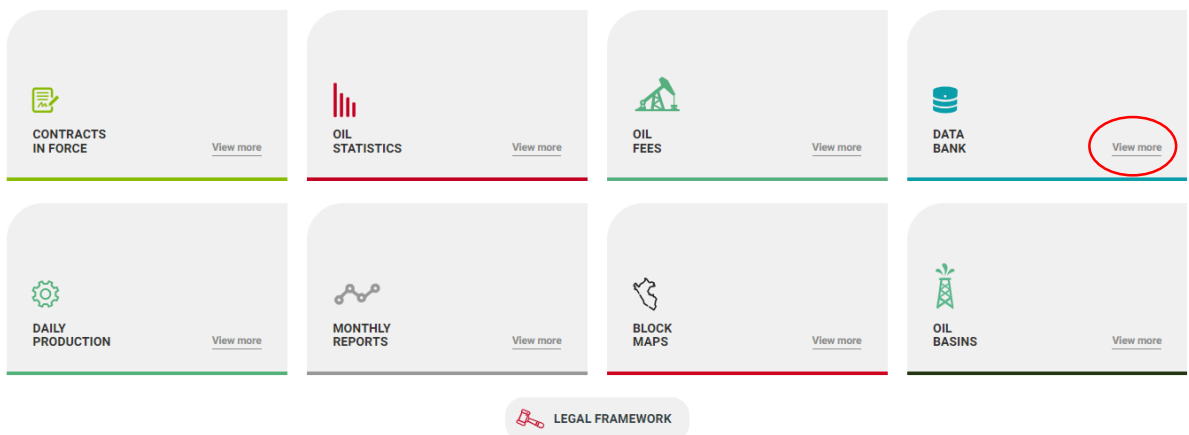


# QUICK USER'S GUIDE TO ENTER INTO THE PERUPETRO DATA BANK


1. Enter into the Perupetro's web site [www.perupetro.com.pe](http://www.perupetro.com.pe)



2. Select the icon that refers to “**View more**” (red circle)



3. The following screen will appear.



4. If the user is new (not registered) click on the icon




(USER REGISTRATION) to register “Exploration and Exploitation Data Bank User Registration” (go to step 5).

If you are a registered user you can press icons such as, for example: “**NEW DATA BANK**” (go to step 8) to start viewing and selecting the information you wish to download, or “**Data Packages**” if you wish to select information from the promotional packages.

5. Select the language, fill in the required information and choose the access where you want to register “**PROFILE**”. Finally click on the Register button.

- An automatic email will then be sent, indicating that your registration is in the process of being approved. A provisional account will also be sent so that you can access the Data Bank. Note: If the email does not arrive in your data inbox, please check your Spam folder.


 gfd\_helpdesk@perupetro.com.pe  
 Para: Ronny Hinojosa  
 CC: gfd\_helpdesk@perupetro.com.pe

Sr(a):  
 RONY DSFDS

Gracias por registrarse en el Banco de Datos de Perupetro. Su petición de una cuenta de **usuario: TESTPERU está pendiente de aprobación administrativa**. En el transcurso de las próximas 24/48 hs., recibirá un nuevo correo electrónico con la información necesaria para iniciar sesión y otros detalles.

Gracias.

Mientras esta en proceso la aprobación de la cuenta, usted puede ingresar con la cuenta provisional **USUARIOPP1** Clave: **perupetro123**

Equipo de soporte del Banco de datos de Perupetro Email: gfd\_helpdesk@perupetro.com.pe

Este correo electrónico ha sido generado de forma automática, favor de no responder. La verificación administrativa consiste en validar los datos ingresados en el formulario de registro para su respectiva aprobación.

- Once your profile is approved, you will be sent back by email the authorization to enter the accesses you requested.

8. If you want to search, select and then download technical information from the data bank database, press the icon (red circle) “**DATA BANK**”,



Then the following screen will appear (enter your username and password provided via email):



You will then enter the Data Bank portal and will be able to browse through GEOMAP PERUPETRO (Geoespacially), as well as its different published information media. To obtain the booklet (Quick Guides) as well as the user

manual for the Data Bank portal, click on

